

442/1

— **ART AND DESIGN** — Paper 1



Nov. 2019 – 1½ hours

Name Index Number

Candidate's Signature Date

Instructions to candidates

- (a) Write your name and index number in the spaces provided above.
- (b) Sign and write the date of examination in the spaces provided above.
- (c) This paper consists of **three** sections; **A, B** and **C**.
- (d) Answer **all** the questions in sections **A** and **B**.
- (e) Answer any **one** question from section **C**.
- (f) Answers to **all** the questions must be written in the spaces provided.
- (g) Where drawings and diagrams are appropriate, they should be included within the text of your answers.
- (h) This paper consists of 12 printed pages.
- (i) Candidates should check the question paper to ascertain that all the pages are printed as indicated and that no questions are missing.
- (j) Candidates should answer the questions in English.

For Examiner's Use Only

Section	Questions	Maximum Score	Candidate's Score
A	1	20	
	2	05	
B	3	05	
	4	05	
	5	05	
	6	05	
C		15	
Total Score		60	

683

A000



919261



Turn over

SECTION A (20 marks)

Answer all the questions in this section in the spaces provided.

1. (a) Define the term art. (2 marks)

.....

.....

.....

.....

.....

.....

- (b) Which are the **two** basic characteristics of line that convey a specific mood? (1 mark)

.....

.....

.....

.....

- (c) In **three** points, contrast between the elements: shape and form. (3 marks)

.....

.....

.....

.....

.....

.....

683

A000



(d) What is sketching? (2 marks)

.....

.....

.....

.....

.....

.....

(e) Outline **two** ways of spacing in typography. (2 marks)

.....

.....

.....

.....

(f) What is the value of ornamentation in art? (2 marks)

.....

.....

.....

.....

.....

(g) State **two** reasons for washing fabric before dyeing (2 marks)

.....

.....

.....

.....

.....

.....

683

A000



(h) Distinguish between ascenders and descenders in lettering. Cite **one** example for each. (2 marks)

.....

.....

.....

.....

.....

.....

.....

.....

683

(i) Explain the function of an armature in a sculptural process. (2 marks)

.....

.....

.....

.....

.....

(j) Describe photomontage technique in art. (2 marks)

.....

.....

.....

.....

.....


A000



SECTION B (25 marks)

Answer all the questions in this section in the spaces provided.

2. The artwork below represents a landscape.



(a) Mark the horizon and middle ground. (2 marks)

(b) Discuss how atmospheric perspective has been achieved in the painting. (3 marks)

.....

.....

.....

.....

.....

.....

.....


683

A000



3. The sketch below represents a cylindrical container.

Illustrate the container lying on its side, with the top opening facing the viewer who is seated below the eye level. (5 marks)




683

A000



4. Study the weave structure and answer the questions below.



(a) (i) Name the problem labelled X. (1 mark)

.....

.....

(ii) Outline **three** ways of avoiding the problem. (3 marks)

.....

.....

.....

.....

.....

.....

.....

(b) List **two** main purposes of sizing the warp in a weaving process. (1 mark)

.....

.....

.....

.....

.....

683

A000



5.



(a) Analyse the CD and album cover above with reference to:

(i) Lettering

(1½ marks)

.....

.....

.....

.....

.....

.....

(ii) Imagery

(1½ marks)

.....

.....

.....

.....

.....

.....

(b) Outline **two** functions of a CD cover.

(2 marks)

.....

.....

.....


.....

663

000



6. The illustration below represents equal tiles decorated with a single floral motif.



Sketch the composite panel of the tile in the space provided below.

(5 marks)

SECTION C (15 marks)

Answer any **one** question in this section in the spaces provided after **question 9**.

7. (a) Name **two** types of posters. (1 mark)
- (b) Outline **four** characteristics of a good advertisement poster. (4 marks)
- (c) Analyse **five** methods of advertising. Give an example of each. (10 marks)
8. Describe the process of developing a **two** colour full repeat floral design, using batik technique. (15 marks)
- 683 9. Study the wooden sculpture below.



- (a) Name the type of sculpture. (2 marks)
- (b) Discuss the steps of producing the sculpture, mentioning the tools. (13 marks)



553

A 000



669

A000



THIS IS THE LAST PRINTED PAGE

Kenya Certificate of Secondary Education, 2019
442/1

919261